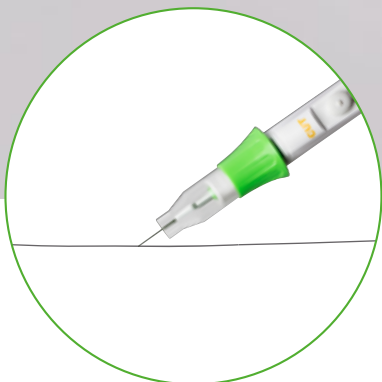


SafeAir® Telescopic Smoke Pencil

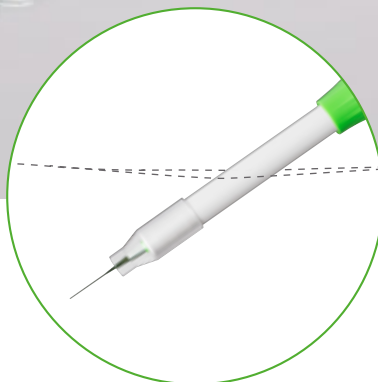
Precision and Protection

No need for accessories



Smoke plume capture on open surface

Use SafeAir® Telescopic Smoke Pencil not extended and with the suction tip pulled forward.



Clear view inside cavities

Extend the length of SafeAir® Telescopic Smoke Pencil by up to 120mm and push back the suction tip.


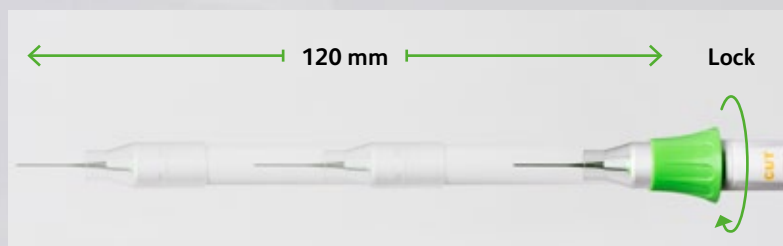
SafeAir® Telescope Smoke Pencil

Enabling surgical precision ...

- Keeps clear view on the surgical site
- Ergonomic pencil with ultra-flexible tubing
- Activation buttons close to tip for more control

...and protecting staff and patients

- Effective evacuation of harmful smoke plumes at source
- No need for accessories, no loose parts in the surgical field



Telescopic function

Extend the length of SafeAir® Telescopic Pencil by up to 120mm. Pull out the suction sleeve to the desired length and secure the position by twisting the green locking. To re-adjust the length unlock the position by twisting the locking into the opposite direction, modify the length and secure again.

Adjustable suction tip

Adjust the suction tip by pulling it forward and closer to the source of surgical smoke. We recommend the suction tip in front position to capture smoke on open surface. When working inside cavities the suction tip can be pushed back again.

Ordering information

SMOKE PENCIL

SHK-TSP-C	SafeAir® Telescopic Smoke Pencil with coated electrode	Box of 10
SHK-TSP	SafeAir® Telescopic Smoke Pencil with non-coated electrode	Box of 10



SafeAir® Telescopic Smoke Pencil

SafeAir AG

Platz 3
CH-6039 Root D4
Switzerland

Tlf: +41 78 828 04 19
Email: info@safeair.ch
www.safeair.ch

VAT: CHE-299.243.601
SafeAir® is a Registered trademark of SafeAir AG
Copyright SafeAir® 2012

