

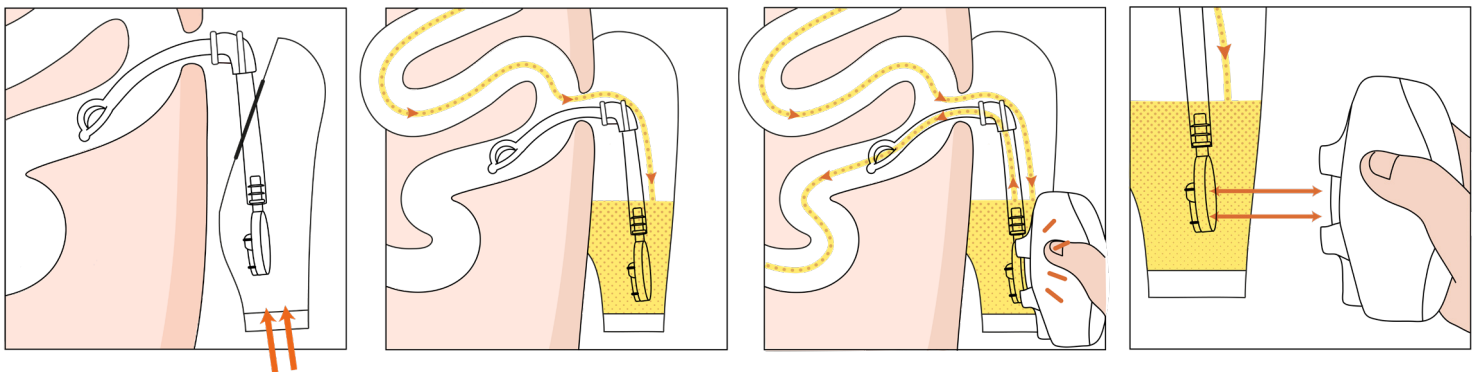
# The Insides™ System

A leading therapeutic chyme reinfusion solution for patients with intestinal failure



## Reinfuse Chyme with The Insides™ System

The Insides™ System is made up of 3 components: Driver, Pump & Tube  
 Patients magnetically connect the Driver to the pump through the ostomy bag  
 Chyme is propelled up the tube into the distal limb for reabsorption  
 Reinfusion will take minutes and can be performed multiple times a day



## Clinical & Economic Benefits



### Early Return to Oral Feeding<sup>1</sup>

- >91% weaned off PN (median 2 days)



### Patient Nutritional Index<sup>1</sup>

- Increased Nutritional Risk Index by 10.9
- 85% reduction in intestinal losses



### Improved Restoration of Gut Function<sup>2</sup>

- Reverse gut atrophy and inflammation



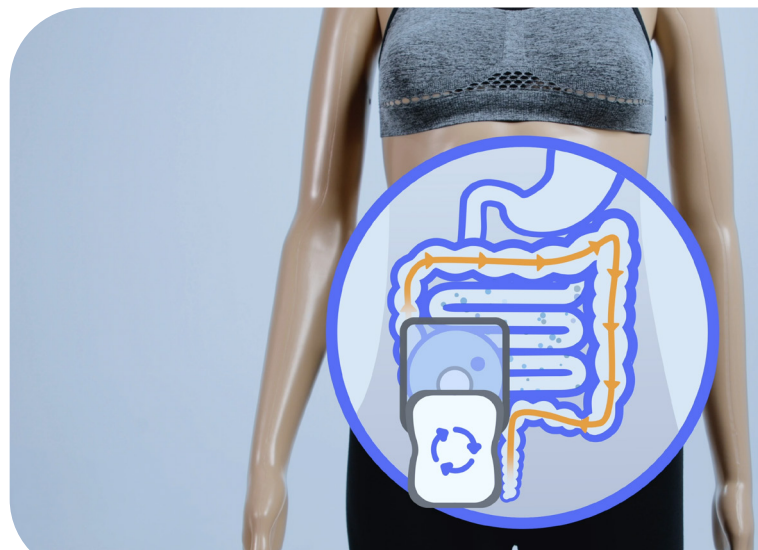
### Improved Liver Function

- 53% reduction in liver abnormalities<sup>3</sup>



### Significant Economic Savings

- Cost savings from reduction in parenteral nutrition and hospitalization



#### References:

1. Picot et al., (2017) Chyme reinfusion in patients with intestinal failure due to temporary double enterostomy: A 15-year prospective cohort in a referral centre (Clin Nutr)
2. Klek et al., (2016) Management of acute intestinal failure: A position paper from the European Society for Clinical Nutrition and Metabolism (ESPEN)
3. Layec et al., (2020) Management of entero-atmospheric fistulas by chyme reinfusion: A retrospective study (Clin Nutr)

We ♥ the gut

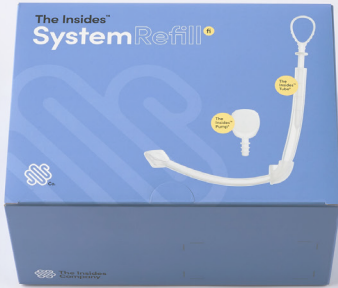


# The Insides™ System PS005

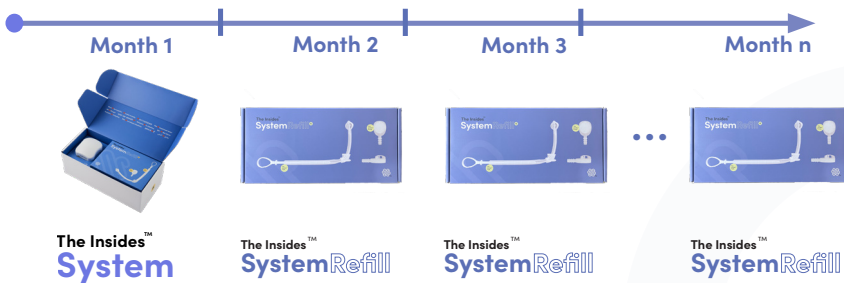
Patients receive The Insides™ System at the start of their therapy

The Insides™ System

- 1 x The Insides™ Driver
- 10 x The Insides™ Pumps
- 3 x The Insides™ Tube



## Supply of The Insides™ System



## The Insides™ System Refill PS008

Patients are provided with a “Refill” for the consumables every month

The Insides™ System Refill Contains:

- 10 x The Insides™ Pumps
- 1 x The Insides™ Tube

## Patients That are Suitable for Chyme Reinfusion

- Enterocutaneous fistula or high-output enterostomy patients with output of >800 mL/24 hour
- Patients have an accessible distal limb of intestine with no downstream obstruction

### Nottingham University Hospitals Case: Chyme Reinfusion using The Insides™ System



Nottingham University Hospitals  
NHS Trust

A recent case report received from Nottingham University Hospital in England detailing their use of The Insides System with a patient of theirs. A 52-year-old gentleman presented with perforated caecum and appendicitis that lead to multiple surgeries to control sepsis and the formation of a double barrel jejunostomy.

He had outputs of between 5-7L which was not sufficiently covered with parenteral nutrition and IVF alone, so one month after enterostomy formation, The Insides System was started to supplement and ensure he was not chronically malnourished. He was able to be discharged home 5 weeks later with heavily reduced Parenteral Nutrition and IVF requirements and independently managing the system. He returned to hospital 3 months later for closure surgery.

Distributed by:

Description	MPC	UOS
The Insides™ System	PS005	1
The Insides™ System Refill	PS008	1



**GD Medical** info@gdmedical.nl +31 (0) 40 3031 090

medical